
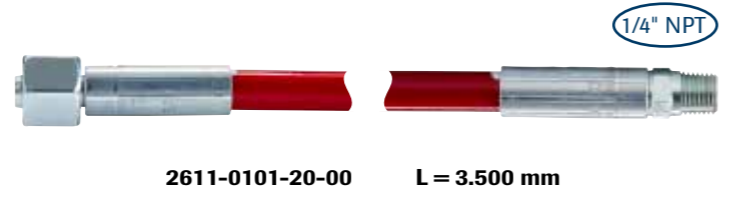





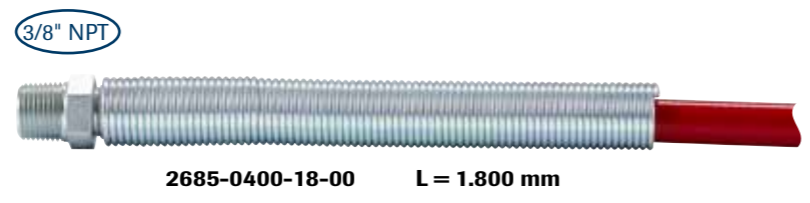
# Hydraulic Fittings



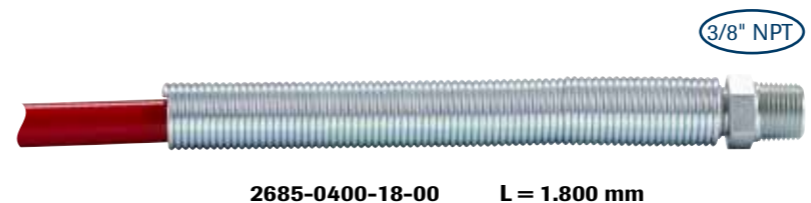
2621-0537-01-01 L = 700 mm  
 2611-0400-10-00 L = 1.000 mm  
 2611-0400-20-00 L = 2.000 mm  
 2611-0400-30-00 L = 3.000 mm



2611-0101-20-00 L = 3.500 mm



2685-0400-18-00 L = 1.800 mm



2685-0400-18-00 L = 1.800 mm

